

HIV Sustainability Planning : Analytical Resource

Viet Nam

Country Profile : Executive Summary

Version : May 2024

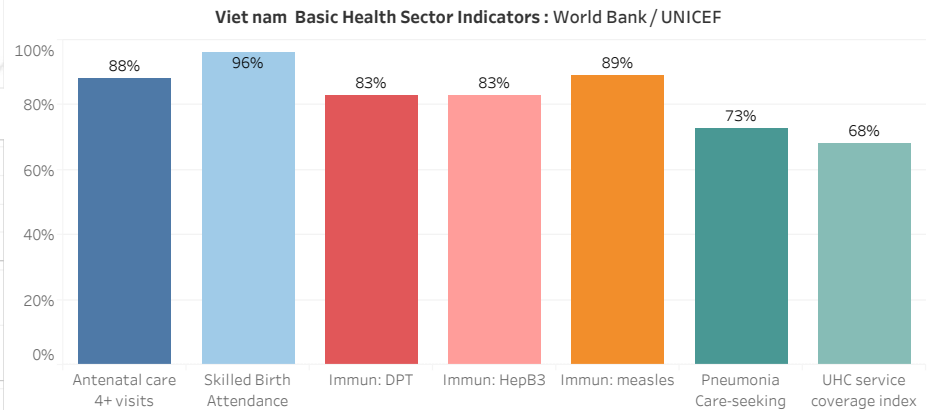
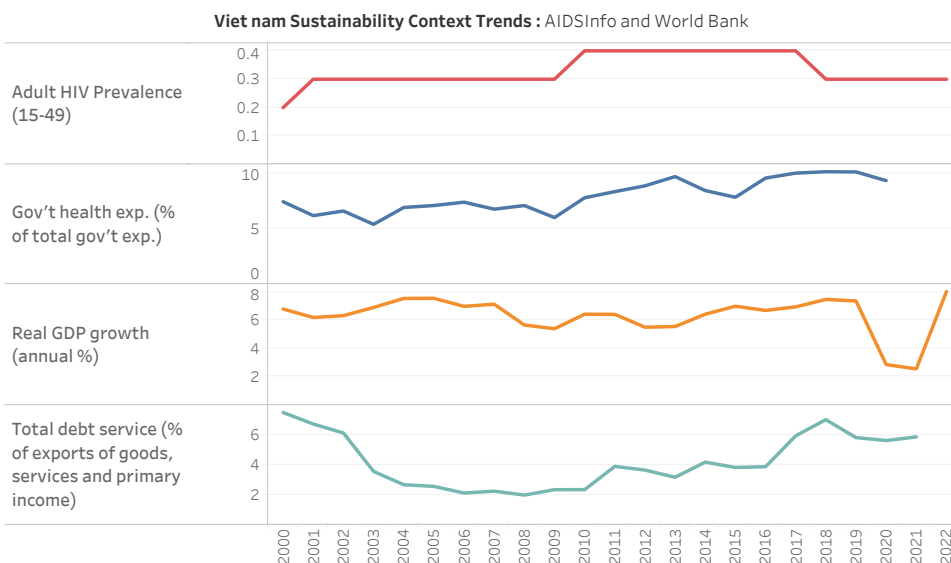
This HIV Analytics for Sustainability Planning country profile executive summary is meant to provide a concise yet broad overview of an array of critical measures and indicators that are related to the country's HIV response. These include data tables and graphics describing the characteristics of the country's HIV epidemic, along with key fiscal and macroeconomic metrics, and broader health systems spending figures. The executive summary has been crafted to offer a quick and accessible understanding of these key metrics to inform strategic planning.

This resource has been developed through the aegis of the HIV Resource Alignment initiative, which is a joint collaboration between the US President's Emergency Plan for AIDS Relief (PEPFAR), the Global Fund for AIDS, Tuberculosis, and Malaria (the Global Fund), and the United Nations Joint Programme on HIV/AIDS (UNAIDS). The collaboration provides granular data to enable a better understanding of HIV investments across funders, improves transparency, accountability, and efficiency of resource allocation, and ensures strategic alignment for maximizing the value of available resources for sustainability of the HIV/AIDS response.

Country Context

Region	World Bank Income Classification	Capital city	Population, total	GNI per Capita (Atlas method, USD)	Viet Nam Total PLHIV (2022) : AIDSInfo 2023
South-Eastern Asia	Lower middle income	Hanoi	98,186,856	4,010	<p>250,000</p> <p>© Mapbox © OSM</p>

General government expenditure	Central government debt, total	External debt stocks	Total debt service	Total debt service to exports (%)
% of GDP	% of GDP	% of GNI	% of GNI	% of exports of goods, services and primary in..
9.61%		39.29%	5.74%	5.85%



	% of current health expenditure	per capita, current US\$
Current health expenditure per capita		\$166.23
Domestic general government health expenditure	45.1%	\$74.99
External health expenditure	0.8%	\$1.37
Domestic private health expenditure	54.1%	\$89.87
Out-of-pocket expenditure	39.6%	\$65.83

HIV Sustainability Planning : Analytical Resource

Country Profile : Executive Summary

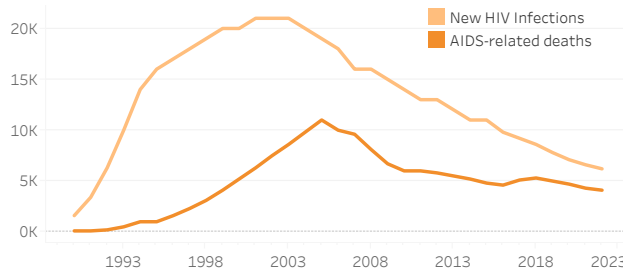
Version : May 2024

HIV Epidemic

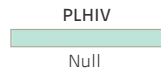
Viet nam HIV Epidemic, 2022 : AIDSInfo 2023

PLHIV	All Ages	2022	250,000
New HIV Infections	All Ages	2022	6,000
AIDS-related deaths	All Ages	2022	4,000
HIV Prevalence	15-49	2022	0.3%
HIV Incidence	15-49	2022	0.1%
Vertical Transmission Rate	All Ages	2022	12.8%

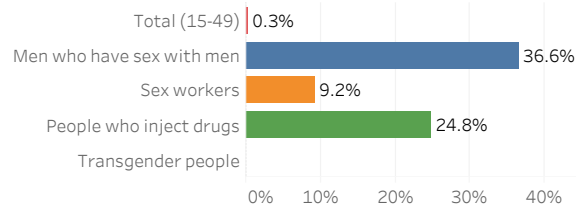
Viet nam HIV Epidemic Control Trend : AIDSInfo 2023



Viet nam Subnational PLHIV (2022): AIDSInfo 2023



Viet nam HIV Prevalence by Population: AIDSInfo 2023



Societal Enablers

Viet nam HIV-Related Laws and Policies : AIDSInfo 2023

	Criminalization of same-sex sexual acts in private	No
No	Criminalization of transgender people	No
	Mandatory HIV testing (marriage, work/residence permits, specific group)	No
Yes	Criminalization of HIV non-disclosure, exposure, or transmission	Yes
	Criminalization of sex work	Yes
n/a	Criminalization of possession of small amounts of drugs	n/a
	Laws restricting entry, stay and residence of people living with HIV	n/a

Viet nam HIV-Related Stigma and Discrimination : AIDSInfo 2023

Discriminatory attitudes towards people living with HIV			
All	Men (15-49)	Women (15-49)	
36.3%	36.7%	36.1%	
Experience of HIV-related discrimination in healthcare settings			
All healthcare services	HIV-related healthcare services	Non-HIV-related healthcare services	
26.1%	24.1%	4.8%	

Viet nam Prevalence of recent intimate partner violence : WHO 2018 estimates

Women (15-49)	9.5%
---------------	------

Viet nam Community Participation in Decision-Making: AIDSInfo 2023

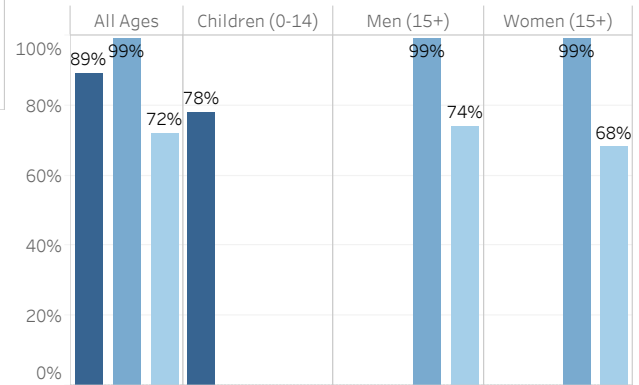
	MSM	Yes
Groups participating in policy/guidelines/strategy developed related to their health	People who inject drugs	Yes
	Sex Workers	Yes
	Transgender people	Yes
	Women living with HIV	Yes
	Former/current prisoners	No
N/A	People living with HIV	N/A

HIV Programmatic Results

Viet nam Trend in Achievement Towards 95 - 95 - 95 Goals : AIDSInfo 2023

Year	% of PLHIV who know their status	% of people who know their statu..	% of people on ART who achieve..	% of PLHIV who have suppressed..
2022	89%		99%	72%
2021				
2020			97%	66%

Viet nam Achievement Towards 95-95-95 by Population (2022): AIDSInfo 2023



■ % of PLHIV who know their status
 ■ % of people who know their status who are on ART
 ■ % of people on ART who achieve viral suppression
 ■ % of PLHIV who have suppressed viral loads

Viet nam HIV Prevention Activities : AIDSInfo 2023

	2020	2021	2022
# of Male Circumcisions Performed			
Annual Male Condoms Distributed	19,528,031		13,093,678
People Initiating PrEP	18,841	32,481	51,493
Most recent data as of 2022			
Prevalence of Male Circumcision (Male 15-49)			
Condom use at last high-risk sex			
Condom use among sex workers			90%
Condom use among men who have sex with men			197%
% of high-incidence locations with a programme for AGYW			
Coverage of opioid agonist maintenance therapy			56%

HIV Sustainability Planning : Analytical Resource

Country Profile : Executive Summary

HIV Financing Data includes disaggregation by funder, program area, etc. Note that budget data may not be available for all funding sources (e.g., Domestic Gov't). Where no value or \$0 appears, this should not necessarily be interpreted as no contribution, but likely represents a data gap.

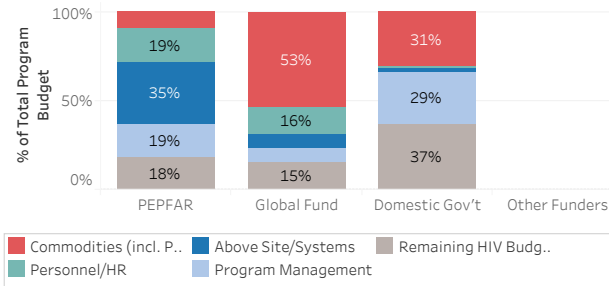
Overall HIV Funding

Viet nam Trend in Total Program Expenditures by Funder

	PEPFAR	Global Fund	Domestic Gov't	Other Funders
2018	\$30.9M	\$9.1M	\$31.7M	\$15.0M
2019	\$26.2M	\$18.7M	\$36.0M	\$9.1M
2020	\$22.3M	\$27.5M	\$47.8M	\$9.4M
2021	\$26.8M	\$14.8M		
2022	\$26.4M	\$15.3M		

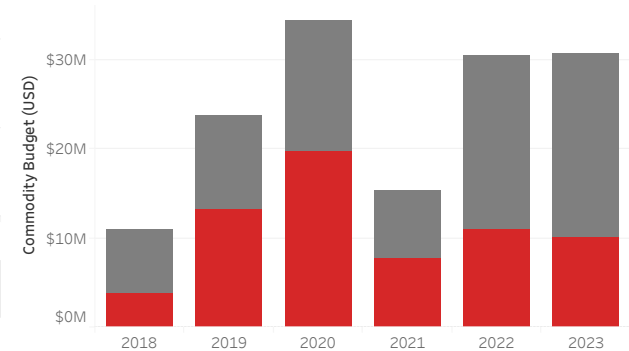
Distribution of HIV Funding by Program Area

Viet nam Commodities, HR, Systems, and PM as part of Total Budget by Funder, 2022

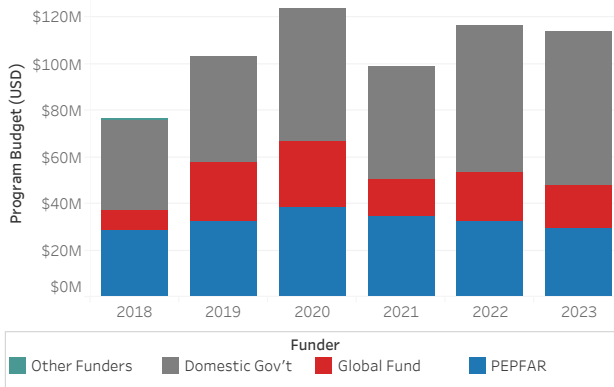


Distribution of HIV Commodity Funding

Viet nam Trend in Commodities Budget by Funder, 2018-2023

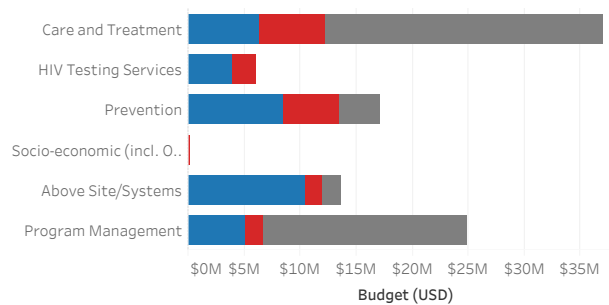


Viet nam Trend in Total Budget by Funder, 2018-2023

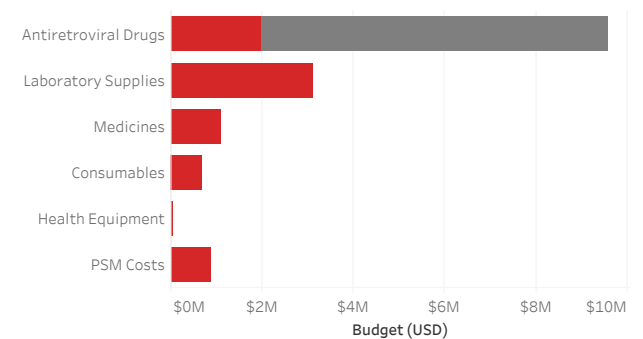


*"Remaining HIV Budget" refers to the value of the funder's HIV budget that isn't associated with one of the identified categories in the visual above

Viet nam Program Budget by Category and Funder, 2021

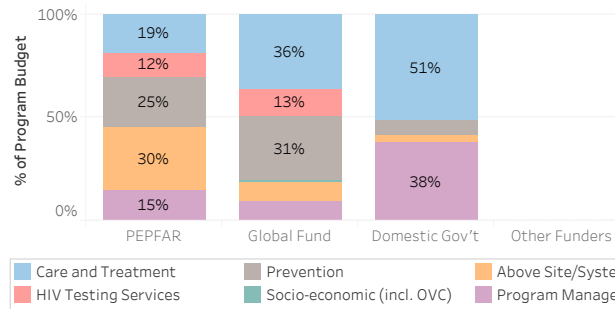


Viet nam Commodity Budget by Category and Funder, 2021



Domestic Government data are less available than PEPFAR or Global Fund data for both budgets and expenditures. Domestic Government budget data for 2018-2023 are primarily based on the funding landscape table submissions to the Global Fund as part of the access to funding requests. Note that the implementation timeframe for each country varies based on that country's fiscal year, and that data for (HIV) Care and Treatment may include antiretroviral (ARV) drug budgets and/or expenditures where disaggregated data are not available. During the PEPFAR 2021 through 2023 Country/Regional Operational Planning (COP/ROP), these data were examined carefully, with their completeness checked and verified, where possible, in consultation with the partner country teams. Where available, program management data at the Implementation Level represents program management and coordination.

Viet nam Distribution of Funder's Budget by Program Area, 2021



Viet nam Distribution of Funder's Commodities Budget by Category, 2022

