

HIV Sustainability Planning : Analytical Resource

Ghana

Country Profile : Executive Summary

Version : May 2024

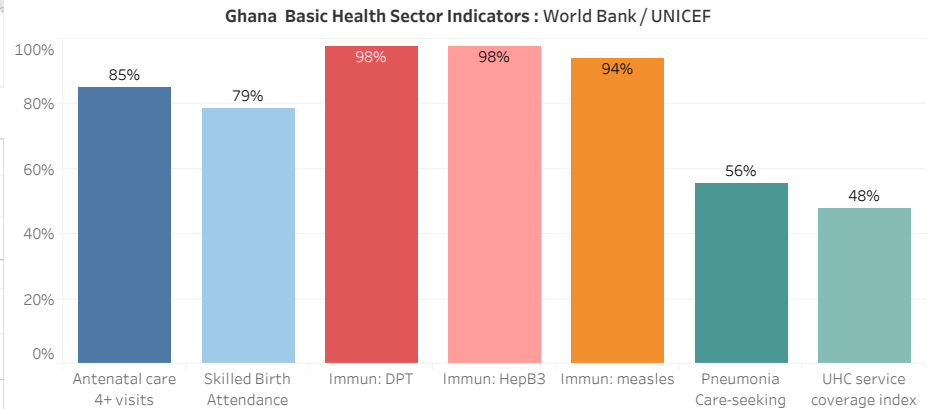
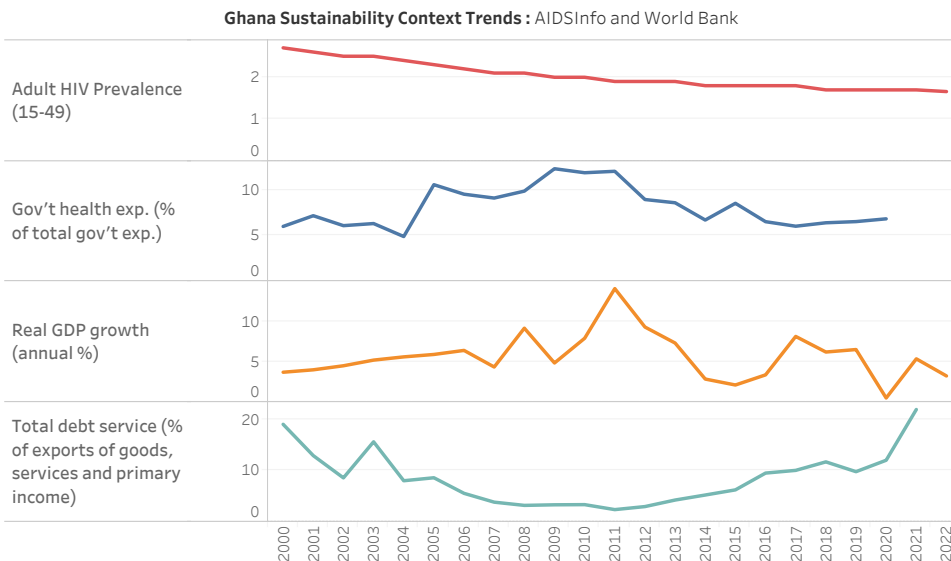
This HIV Analytics for Sustainability Planning country profile executive summary is meant to provide a concise yet broad overview of an array of critical measures and indicators that are related to the country’s HIV response. These include data tables and graphics describing the characteristics of the country’s HIV epidemic, along with key fiscal and macroeconomic metrics, and broader health systems spending figures. The executive summary has been crafted to offer a quick and accessible understanding of these key metrics to inform strategic planning.

This resource has been developed through the aegis of the HIV Resource Alignment initiative, which is a joint collaboration between the US President’s Emergency Plan for AIDS Relief (PEPFAR), the Global Fund for AIDS, Tuberculosis, and Malaria (the Global Fund), and the United Nations Joint Programme on HIV/AIDS (UNAIDS). The collaboration provides granular data to enable a better understanding of HIV investments across funders, improves transparency, accountability, and efficiency of resource allocation, and ensures strategic alignment for maximizing the value of available resources for sustainability of the HIV/AIDS response.

Country Context

| Region | World Bank Income Classification | Capital city | Population, total | GNI per Capita (Atlas method, USD) | Ghana Total PLHIV (2022) : AIDSInfo 2023 |
|----------------|----------------------------------|--------------|-------------------|------------------------------------|--|
| Western Africa | Lower middle income | Accra | 33,475,870 | 2,350 | |

| Ghana Fiscal Context, 2021 : World Bank / IMF | | | | |
|---|--------------------------------|----------------------|--------------------|--|
| General government expenditure | Central government debt, total | External debt stocks | Total debt service | Total debt service to exports (%) |
| % of GDP | % of GDP | % of GNI | % of GNI | % of exports of goods, services and primary in.. |
| 9.95% | | 47.84% | 4.19% | 21.92% |



| Ghana Health Expenditures, 2020 : WHO Global Health Expenditure database | | |
|--|---------------------------------|--------------------------|
| | % of current health expenditure | per capita, current US\$ |
| Current health expenditure per capita | | \$84.98 |
| Domestic general government health expenditure | 49.7% | \$42.26 |
| External health expenditure | 9.2% | \$7.81 |
| Domestic private health expenditure | 41.1% | \$34.91 |
| Out-of-pocket expenditure | 30.8% | \$26.15 |

HIV Sustainability Planning : Analytical Resource

Country Profile : Executive Summary

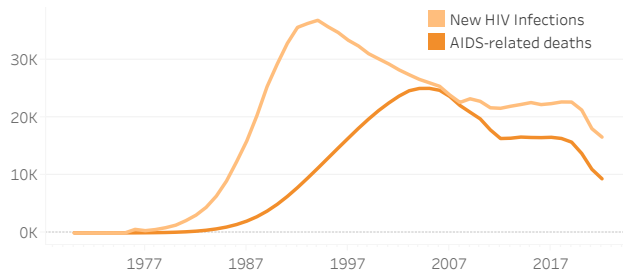
Version : May 2024

HIV Epidemic

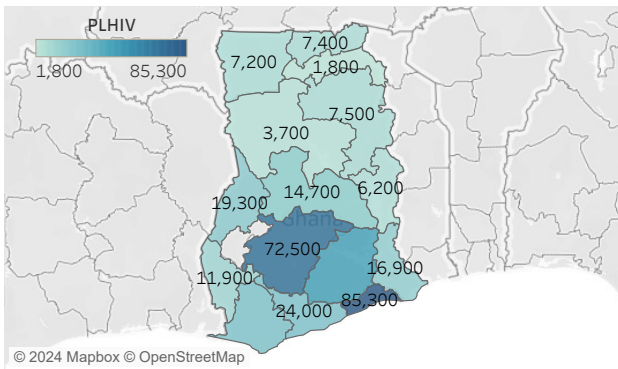
Ghana HIV Epidemic, 2022 : AIDSInfo 2023

| | | | |
|----------------------------|----------|------|---------|
| PLHIV | All Ages | 2022 | 355,000 |
| New HIV Infections | All Ages | 2022 | 17,000 |
| AIDS-related deaths | All Ages | 2022 | 9,000 |
| HIV Prevalence | 15-49 | 2022 | 1.7% |
| HIV Incidence | 15-49 | 2022 | 0.1% |
| Vertical Transmission Rate | All Ages | 2022 | 34.5% |

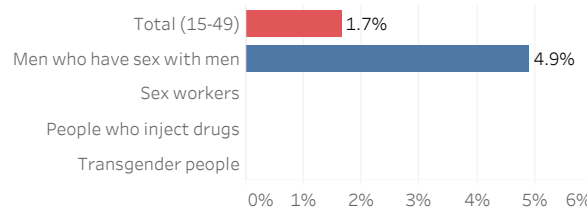
Ghana HIV Epidemic Control Trend : AIDSInfo 2023



Ghana Subnational PLHIV (2022): AIDSInfo 2023



Ghana HIV Prevalence by Population: AIDSInfo 2023



Societal Enablers

Ghana HIV-Related Laws and Policies : AIDSInfo 2023

| | | |
|-----|--|-----|
| | Criminalization of transgender people | No |
| No | Laws restricting entry, stay and residence of people living with HIV | No |
| | Mandatory HIV testing (marriage, work/residence permits, specific group) | No |
| | Criminalization of HIV non-disclosure, exposure, or transmission | Yes |
| | Criminalization of possession of small amounts of drugs | Yes |
| Yes | Criminalization of same-sex sexual acts in private | Yes |
| | Criminalization of sex work | Yes |

Ghana HIV-Related Stigma and Discrimination : AIDSInfo 2023

| | | | |
|---|---------------------------------|-------------------------------------|--|
| Discriminatory attitudes towards people living with HIV | | | |
| All | Men (15-49) | Women (15-49) | |
| 155.0% | 145.8% | 158.7% | |
| Experience of HIV-related discrimination in healthcare settings | | | |
| All healthcare services | HIV-related healthcare services | Non-HIV-related healthcare services | |

Ghana Prevalence of recent intimate partner violence : WHO 2018 estimates

Women (15-49) | 10.2%

Ghana Community Participation in Decision-Making: AIDSInfo 2023

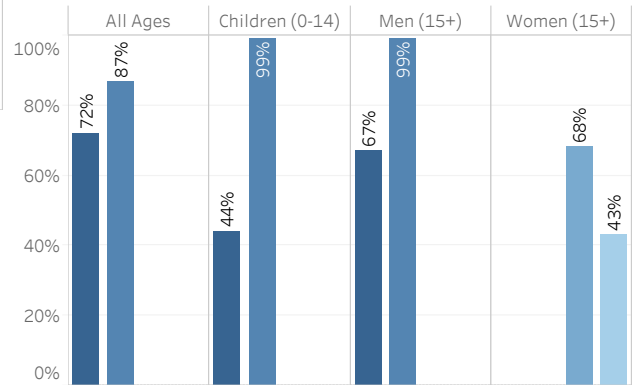
| | | |
|--|--------------------------|------------------------|
| | MSM | Yes |
| Groups participating in policy/guidelines/strategy developed related to their health | Yes | People living with HIV |
| | | Sex Workers |
| | | Women living with HIV |
| No | Former/current prisoners | No |
| | People who inject drugs | No |
| | Transgender people | No |

HIV Programmatic Results

Ghana Trend in Achievement Towards 95 - 95 - 95 Goals : AIDSInfo 2023

| | | | | |
|------|----------------------------------|------------------------------------|----------------------------------|----------------------------------|
| | % of PLHIV who know their status | % of people who know their statu.. | % of people on ART who achieve.. | % of PLHIV who have suppressed.. |
| 2022 | 72% | 87% | | |
| 2021 | 66% | 85% | | |
| 2020 | 62% | 78% | 73% | 35% |
| 2019 | 58% | 62% | 68% | 25% |
| 2018 | 56% | 60% | | |

Ghana Achievement Towards 95-95-95 by Population (2022): AIDSInfo 2023



■ % of PLHIV who know their status
 ■ % of people who know their status who are on ART
 ■ % of people on ART who achieve viral suppression
 ■ % of PLHIV who have suppressed viral loads

Ghana HIV Prevention Activities : AIDSInfo 2023

| | | | |
|---|------|-------|------------|
| | 2020 | 2021 | 2022 |
| # of Male Circumcisions Performed | | | |
| Annual Male Condoms Distributed | | | 35,184,689 |
| People Initiating PrEP | 0 | 2,135 | 8,088 |
| Most recent data as of 2022 | | | |
| Prevalence of Male Circumcision (Male 15-49) | 96% | | |
| Condom use at last high-risk sex | 26% | | |
| Condom use among sex workers | | | |
| Condom use among men who have sex with men | | | |
| % of high-incidence locations with a programme for AGYW | 20% | | |
| Coverage of opioid agonist maintenance therapy | | | |

HIV Sustainability Planning : Analytical Resource

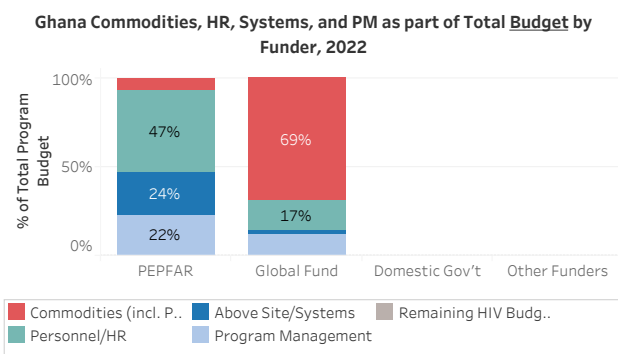
Country Profile : Executive Summary

HIV Financing Data includes disaggregation by funder, program area, etc. Note that budget data may not be available for all funding sources (e.g., Domestic Gov't). Where no value or \$0 appears, this should not necessarily be interpreted as no contribution, but likely represents a data gap.

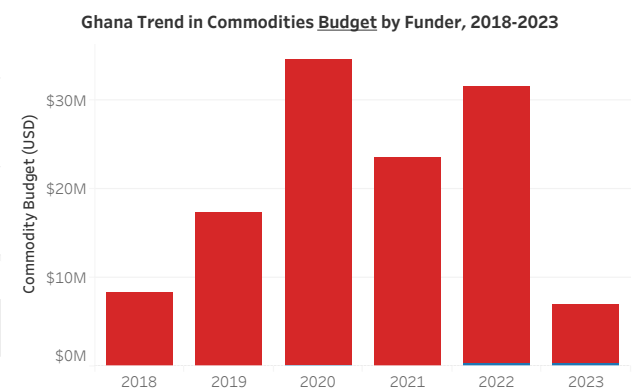
Overall HIV Funding

| Ghana Trend in Total Program Expenditures by Funder | | | | |
|---|---------|-------------|----------------|---------------|
| | PEPFAR | Global Fund | Domestic Gov't | Other Funders |
| 2018 | \$10.1M | \$19.3M | \$34.1M | \$0.1M |
| 2019 | \$8.7M | \$23.4M | \$51.5M | \$0.1M |
| 2020 | \$5.9M | \$30.6M | \$64.6M | \$0.3M |
| 2021 | \$6.6M | \$31.0M | \$75.1M | \$0.4M |
| 2022 | \$10.8M | \$5.3M | | |

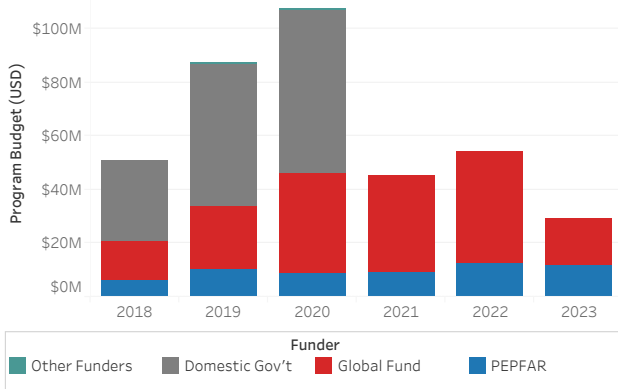
Distribution of HIV Funding by Program Area



Distribution of HIV Commodity Funding

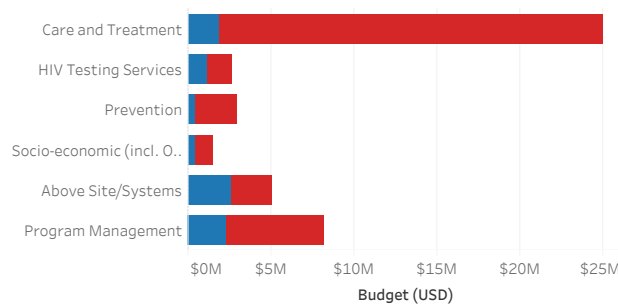


Ghana Trend in Total Budget by Funder, 2018-2023

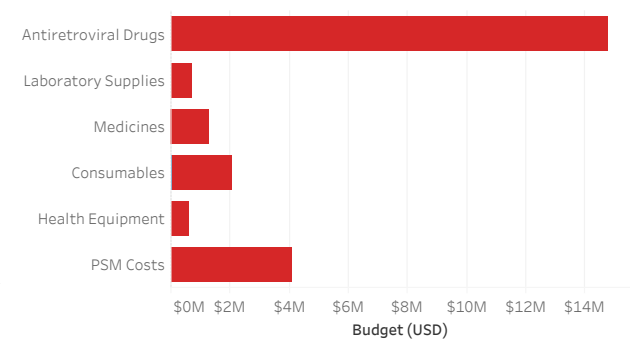


*"Remaining HIV Budget" refers to the value of the funder's HIV budget that isn't associated with one of the identified categories in the visual above

Ghana Program Budget by Category and Funder, 2021

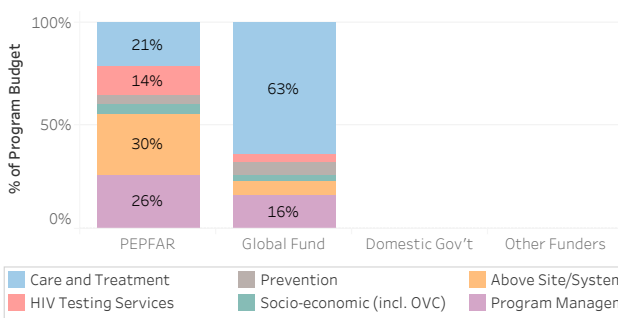


Ghana Commodity Budget by Category and Funder, 2021



Domestic Government data are less available than PEPFAR or Global Fund data for both budgets and expenditures. Domestic Government budget data for 2018-2023 are primarily based on the funding landscape table submissions to the Global Fund as part of the access to funding requests. Note that the implementation timeframe for each country varies based on that country's fiscal year, and that data for (HIV) Care and Treatment may include antiretroviral (ARV) drug budgets and/or expenditures where disaggregated data are not available. During the PEPFAR 2021 through 2023 Country/Regional Operational Planning (COP/ROP), these data were examined carefully, with their completeness checked and verified, where possible, in consultation with the partner country teams. Where available, program management data at the Implementation Level represents program management and coordination.

Ghana Distribution of Funder's Budget by Program Area, 2021



Ghana Distribution of Funder's Commodities Budget by Category, 2022

