

HIV Sustainability Planning : Analytical Resource

Democratic Republic of the Congo

Country Profile : Executive Summary

Version : May 2024

This HIV Analytics for Sustainability Planning country profile executive summary is meant to provide a concise yet broad overview of an array of critical measures and indicators that are related to the country's HIV response. These include data tables and graphics describing the characteristics of the country's HIV epidemic, along with key fiscal and macroeconomic metrics, and broader health systems spending figures. The executive summary has been crafted to offer a quick and accessible understanding of these key metrics to inform strategic planning.

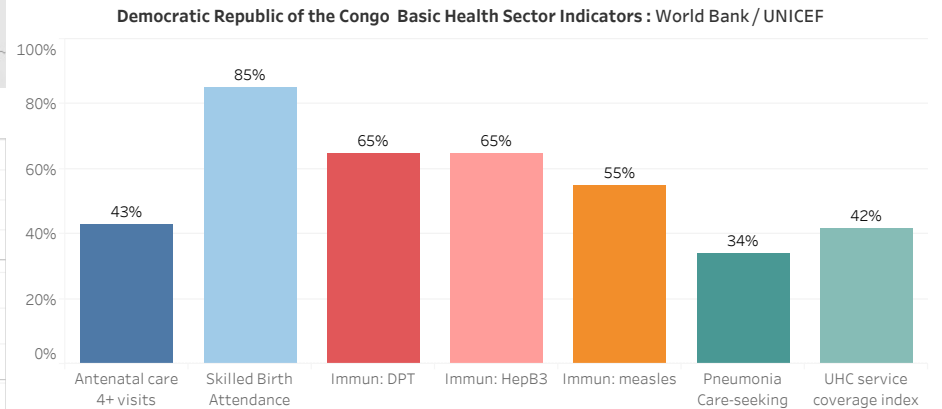
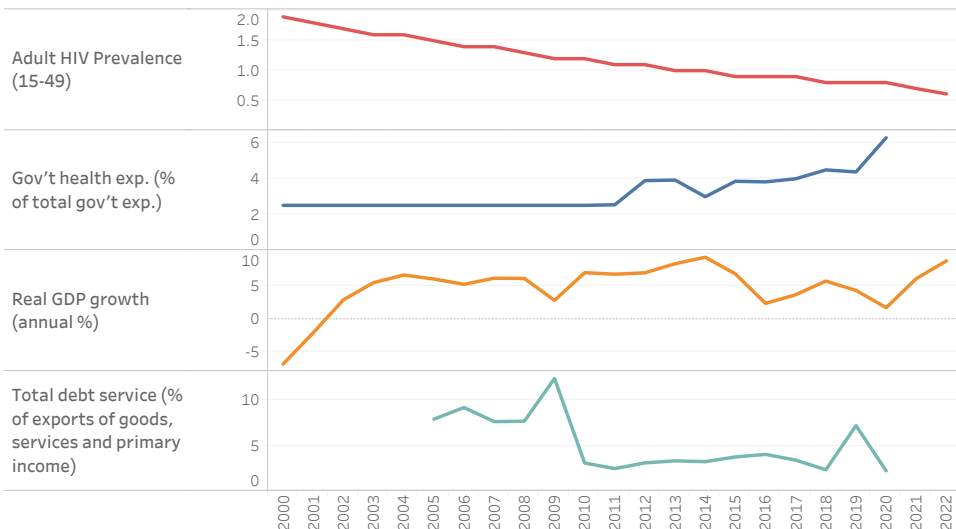
This resource has been developed through the aegis of the HIV Resource Alignment initiative, which is a joint collaboration between the US President's Emergency Plan for AIDS Relief (PEPFAR), the Global Fund for AIDS, Tuberculosis, and Malaria (the Global Fund), and the United Nations Joint Programme on HIV/AIDS (UNAIDS). The collaboration provides granular data to enable a better understanding of HIV investments across funders, improves transparency, accountability, and efficiency of resource allocation, and ensures strategic alignment for maximizing the value of available resources for sustainability of the HIV/AIDS response.

Country Context

Region	World Bank Income Classification	Capital city	Population, total	GNI per Capita (Atlas method, USD)	Democratic Republic of the Congo Total PLHIV (2022) : AIDSInfo 2023
Middle Africa	Low income	Kinshasa	99,010,212	590	<p>490,000</p>

Democratic Republic of the Congo Fiscal Context, 2021 : World Bank / IMF				
General government expenditure	Central government debt, total	External debt stocks	Total debt service	Total debt service to exports (%)
% of GDP	% of GDP	% of GNI	% of GNI	% of exports of goods, services and primary in..
8.26%		19.79%	0.68%	

Democratic Republic of the Congo Sustainability Context Trends : AIDSInfo and World Bank



Democratic Republic of the Congo Health Expenditures, 2020 : WHO Global Health Expenditure database

	% of current health expenditure	per capita, current US\$
Current health expenditure per capita		\$21.25
Domestic general government health expenditure	16.1%	\$3.41
External health expenditure	37.5%	\$7.97
Domestic private health expenditure	46.5%	\$9.87
Out-of-pocket expenditure	39.7%	\$8.44

HIV Sustainability Planning : Analytical Resource

Country Profile : Executive Summary

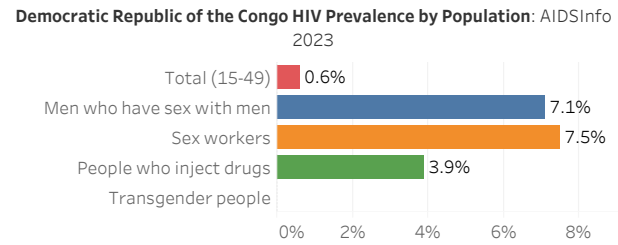
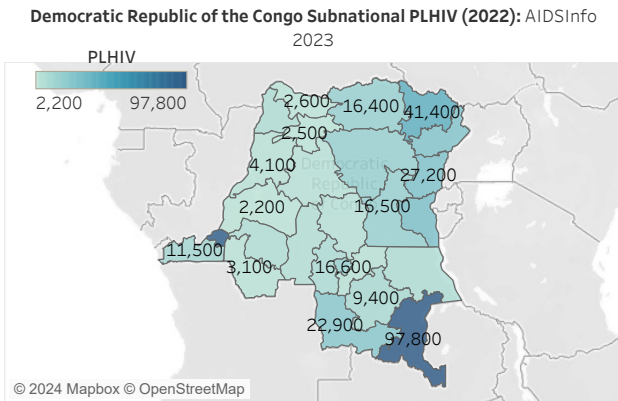
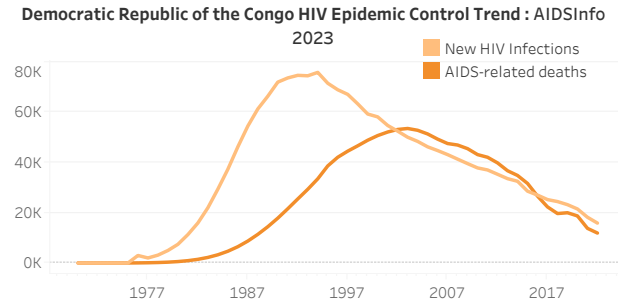
Democratic Republic of the Congo

Version : May 2024

HIV Epidemic

Democratic Republic of the Congo HIV Epidemic, 2022 : AIDSInfo 2023

PLHIV	All Ages	2022	490,000
New HIV Infections	All Ages	2022	16,000
AIDS-related deaths	All Ages	2022	12,000
HIV Prevalence	15-49	2022	0.6%
HIV Incidence	15-49	2022	0.0%
Vertical Transmission Rate	All Ages	2022	26.5%



Societal Enablers

Democratic Republic of the Congo HIV-Related Laws and Policies : AIDSInfo 2023

Criminalization of same-sex sexual acts in private	No
Criminalization of transgender people	No
Mandatory HIV testing (marriage, work/residence permits, specific group)	No
Criminalization of HIV non-disclosure, exposure, or transmission	Yes
Criminalization of sex work	Yes
Criminalization of possession of small amounts of drugs	n/a
Laws restricting entry, stay and residence of people living with HIV	n/a

Democratic Republic of the Congo HIV-Related Stigma and Discrimination : AIDSInfo 2023

Discriminatory attitudes towards people living with HIV

All	Men (15-49)	Women (15-49)
41.0%	40.6%	41.2%

Experience of HIV-related discrimination in healthcare settings

Setting	All healthcare services	HIV-related healthcare services	Non-HIV-related healthcare services
Discriminatory attitudes	41.0%	40.6%	41.2%

Democratic Republic of the Congo Prevalence of recent intimate partner violence : WHO 2018 estimates

Women (15-49): 35.6%

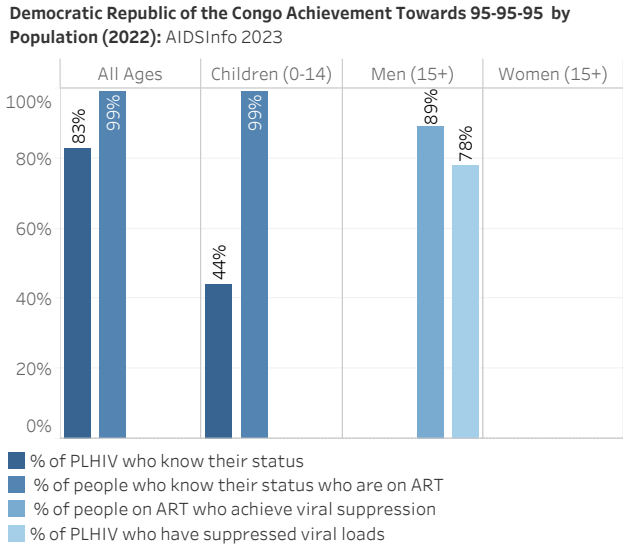
Democratic Republic of the Congo Community Participation in Decision-Making: AIDSInfo 2023

MSM	Yes
People living with HIV	Yes
People who inject drugs	Yes
Sex Workers	Yes
Transgender people	Yes
Women living with HIV	Yes
Former/current prisoners	No

HIV Programmatic Results

Democratic Republic of the Congo Trend in Achievement Towards 95 - 95 - 95 Goals : AIDSInfo 2023

Year	% of PLHIV who know their status	% of people who know their statu..	% of people on ART who achieve..	% of PLHIV who have suppressed..
2022	83%	99%	89%	66%
2021	74%	99%		
2020	64%	99%		
2019	57%	83%		
2018	53%	80%		



Democratic Republic of the Congo HIV Prevention Activities : AIDSInfo 2023

Activity	2020	2021	2022
# of Male Circumcisions Performed			
Annual Male Condoms Distributed	36,169,500		2,500,150
People Initiating PrEP	553	0	8,650
Prevalence of Male Circumcision (Male 15-49)			97%
Condom use at last high-risk sex			27%
Condom use among sex workers			48%
Condom use among men who have sex with men			108%
% of high-incidence locations with a programme for AGYW			
Coverage of opioid agonist maintenance therapy			

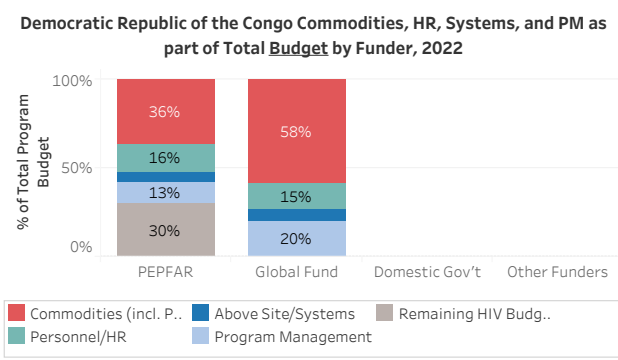
HIV Financing Data includes disaggregation by funder, program area, etc. Note that budget data may not be available for all funding sources (e.g., Domestic Gov't). Where no value or \$0 appears, this should not necessarily be interpreted as no contribution, but likely represents a data gap.

Overall HIV Funding

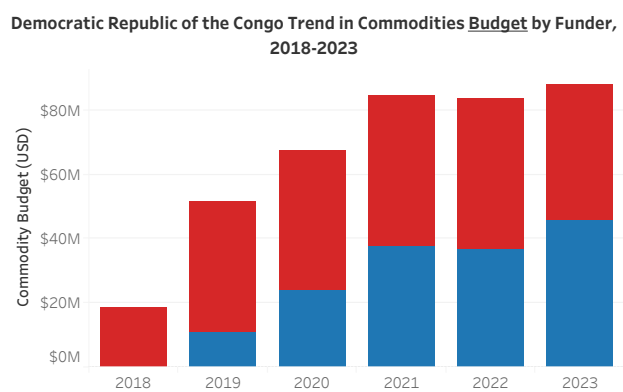
Democratic Republic of the Congo Trend in Total Program Expenditures by Funder

	PEPFAR	Global Fund	Domestic Gov't	Other Funders
2018	\$55.5M	\$33.3M		
2019	\$56.1M	\$59.5M		
2020	\$64.1M	\$54.1M		
2021	\$86.6M	\$59.3M		
2022	\$89.2M	\$51.1M	\$45.1M	

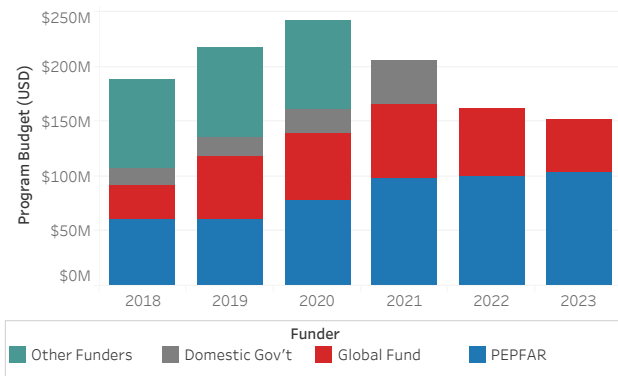
Distribution of HIV Funding by Program Area



Distribution of HIV Commodity Funding

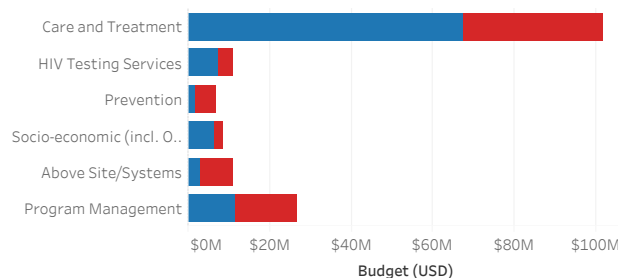


Democratic Republic of the Congo Trend in Total Budget by Funder, 2018-2023

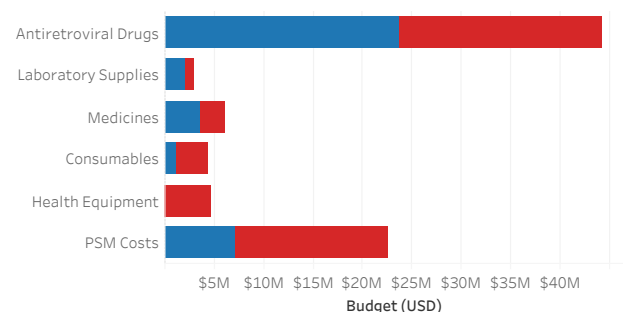


*"Remaining HIV Budget" refers to the value of the funder's HIV budget that isn't associated with one of the identified categories in the visual above

Democratic Republic of the Congo Program Budget by Category and Funder, 2021

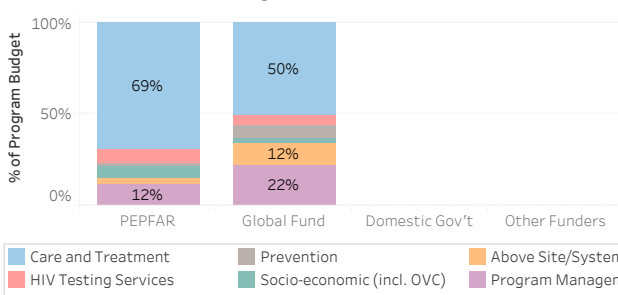


Democratic Republic of the Congo Commodity Budget by Category and Funder, 2021



Domestic Government data are less available than PEPFAR or Global Fund data for both budgets and expenditures. Domestic Government budget data for 2018-2023 are primarily based on the funding landscape table submissions to the Global Fund as part of the access to funding requests. Note that the implementation timeframe for each country varies based on that country's fiscal year, and that data for (HIV) Care and Treatment may include antiretroviral (ARV) drug budgets and/or expenditures where disaggregated data are not available. During the PEPFAR 2021 through 2023 Country/Regional Operational Planning (COP/ROP), these data were examined carefully, with their completeness checked and verified, where possible, in consultation with the partner country teams. Where available, program management data at the Implementation Level represents program management and coordination.

Democratic Republic of the Congo Distribution of Funder's Budget by Program Area, 2021



Democratic Republic of the Congo Distribution of Funder's Commodities Budget by Category, 2022

